

# FRIGIDAIRE

GALLERY



## Freezers

GLFH21F8H W/B

Frost Free  
21 Cu. Ft. Upright



### Product Dimensions

Height (Including Hinges)	71-3/8"
Width	32"
Depth (Including Door)	28-5/8"

### More Easy-To-Use Features

#### Store-More™ Tilt-Out Wire Door Bins

Store more in the door while the tilt-out feature provides easy access.

#### Store-More™ Adjustable Door Bins

Flexible storage options with door bins designed to reposition with ease to fit your needs.

#### Soft Freeze™ Zone

A bin that remains slightly warmer than the freezer interior for convenient storage for Soft Freeze™ items such as ice cream.

#### SpaceWise® Adjustable Shelf

#### Lock with Pop-Out Key

#### Quick Freeze

Quickly freeze whatever you store to keep foods at their freshest.

#### Bright Lighting

Our bright lighting makes it easy to see what's inside

#### Power-On Indicator Light

Know at a glance that your freezer is working.

#### Color-Coordinated Handle

#### SpaceWise® Shelf Bookends

Clever and flexible bookends are designed to hold more frozen food containers upright.

#### Energy Saver Plus Technology



ENERGY STAR®

#### Available in:



White  
(W)



Black  
(B)

## Signature Features

### Express-Select® Controls with Upfront Display

Easily select options with the touch of a button.

### Store-More™ Capacity

Our large capacity freezer gives you room to store more.

### SpaceWise® Organization System

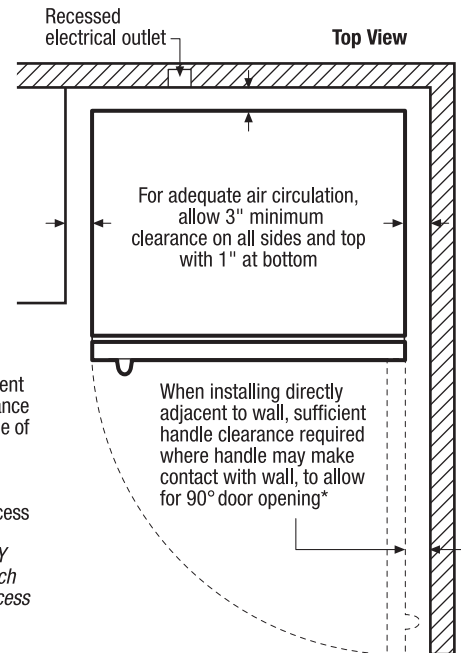
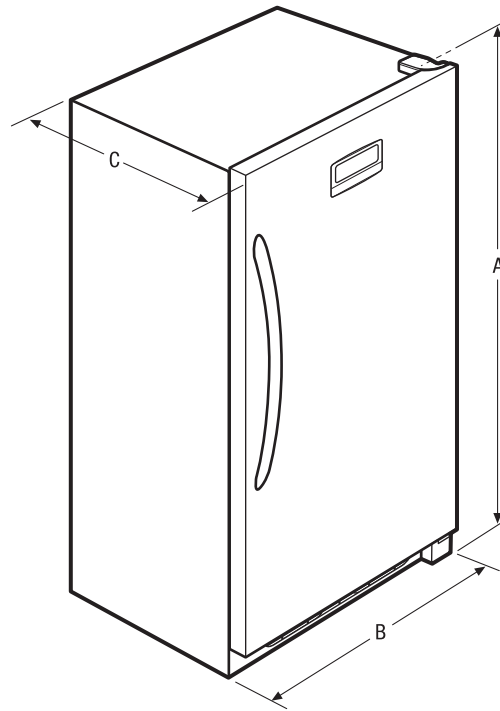
Our total organization system includes adjustable and fixed glass shelves, mid and lower level baskets with dividers, a retractable pizza shelf and adjustable door storage.

### Automatic Alerts

Freezer alerts you if the door is left open or if the temperature rises.

Features	
Door Handle Design	Reach-Through
Reversible Door	
Automatic Door Closer	Yes
Leveling Legs	Yes
Lock with Pop-Out Key	Yes
Defrost	Frost Free
Adjustable Temperature Control	Express-Select*
Front Digital Display	Yes
Temp Display Mode	F/C
High-Temp Duration Readout	Yes
High-Temp Alarm	Yes
Door Ajar Alarm	Yes
Airflow Ports	3
Interior Lighting	Bright
Full-Width Adjustable Shelves	1 Glass
Full-Width Fixed Shelves	2 Glass
Removable Trivet	
SpaceWise® Shelf Bookend	2
Mid-Level Baskets	2
Lower Storage Basket	1
Basket Dividers	3
Retractable Pizza Shelf	Yes
Soft Freeze™ Zone	Yes
Store-More™ Adjustable Door Bins	5
Full-Width Door Bins	1
Store-More™ Tilt-Out Wire Door Bins	1
Fixed Door Racks	
Defrost Drain	
Power-On Light	Yes
Convertible	
Certifications	
ENERGY STAR®	Yes
CSA Rating	Household
Specifications	
Total Capacity (Cu. Ft.)	20.5
Shelf Area (Sq. Ft.)	21.76
Annual Energy (kWH)	685
Annual Energy Cost (.1065/kWH)	\$74
Power Supply Connection Location	Lower Right Rear
Voltage Rating	115V
Connected Load (kW rating) @ 115 Volts¹	.58
Amps @ 115 Volts	5
Minimum Circuit Required (Amps)	15
Shipping Weight (Approx.)	258 Lbs.

<sup>1</sup>An electrical supply with grounded three-prong receptacle is required. The power supply circuit must be installed in accordance with current edition of National Electrical Code (NFPA 70) and local codes & ordinances.



\* When installing freezer adjacent to wall, cabinet or other appliance that extends beyond front edge of unit, 20" minimum clearance recommended to allow for optimum 140° door swing, providing complete basket access and removal. (Absolute 3" minimum clearance will ONLY allow for 90° door swing which will provide limited basket access with restricted removal.)

NOTE: For planning purposes only. Always consult local and national electric codes. Refer to Product Installation Guide for detailed installation instructions on the web at [frigidaire.com](http://frigidaire.com).



Product Dimensions	
A - Height (Including Hinges)	71-3/8"
B - Width	32"
C - Depth (Including Door)	28-5/8"
Depth with Door Open 90°	59-3/8"

Accessories information available on the web at [frigidaire.com](http://frigidaire.com)

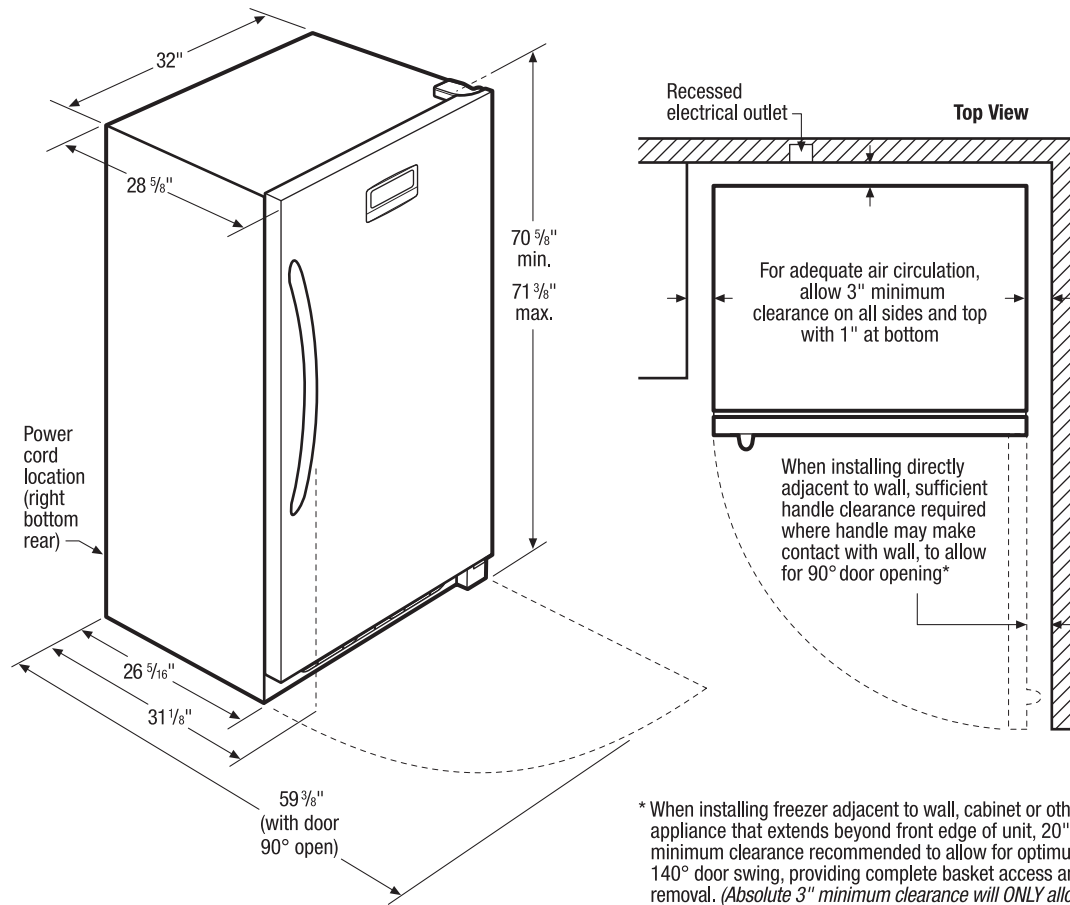
**FRIGIDAIRE**

USA • 10200 David Taylor Drive • Charlotte, NC 28262 • 1-800-FRIGIDAIRE • [frigidaire.com](http://frigidaire.com)  
CANADA • 5855 Terry Fox Way • Mississauga, ON L5V 3E4 • 1-800-265-8352 • [frigidaire.ca](http://frigidaire.ca)

GLFH21F8H 11/11

© 2011 Electrolux Home Products, Inc.

Specifications subject to change.



\* When installing freezer adjacent to wall, cabinet or other appliance that extends beyond front edge of unit, 20" minimum clearance recommended to allow for optimum 140° door swing, providing complete basket access and removal. (Absolute 3" minimum clearance will ONLY allow for 90° door swing which will provide limited basket access with restricted removal.)

**Upright Freezer Specifications**

- Product Shipping Weight (approx.) - 258 Lbs.
- An electrical supply with grounded three-prong receptacle is required. The power supply circuit must be installed in accordance with current edition of *National Electrical Code (NFPA 70)* and local codes & ordinances.
- Voltage Rating - 115V
- Connected Load (kW Rating) @ 115 Volts = 0.58 kW
- Amps @ 115 Volts = 5 Amps
- Always consult local and national electric codes.
- For adequate air circulation, allow 3" minimum clearance on all sides and top with 1" at bottom.

- When installing freezer adjacent to wall, cabinet or other appliance that extends beyond front edge of unit, 20" minimum clearance recommended to allow for optimum 140° door swing, providing complete basket access and removal. (Absolute 3" minimum clearance will ONLY allow for 90° door swing which will provide limited basket access with restricted removal.)
- Locate where surrounding air temperature will not exceed 110° F, to ensure optimum performance. (Temperatures 32° F and below will NOT affect operation.)
- All bottom corners of unit MUST rest firmly on solid level surface of hard material, same height as flooring. Surface must be strong and stable enough to support unit when fully loaded.
- Equipped with adjustable leveling legs to ensure unit is level, which is required in order to function properly.

**Note:** For planning purposes only. Refer to Product Installation Guide on the web at [frigidaire.com](http://frigidaire.com) for detailed instructions.